

# CHAPTER 1

## SENIOR OFFICER DRESS

### GENERAL

#### Introduction

**1.1** This chapter addresses those orders of dress, embellishments and accoutrements which are relevant to senior officers of the rank of Colonel and above. Where full details on items, such as swords for example, are located elsewhere, this is shown by cross-reference. **The Chief of Army (CA) may, from time to time, direct that a particular order of dress be worn for particular occasions.**

#### Senior officers in corps appointments

**1.2** Senior officers who are performing the functions of head of corps or who are posted to corps coded positions on establishments or who are Specialist Service Officers (SSO), are to wear the uniform and embellishments of their particular corps, with gorget patches and cap bands of appropriate colour on Service caps. Corps embellishments include hat badge, lanyard and metal corps shoulder titles when wearing khaki shoulder boards on a polyester shirt in ceremonial orders of dress or safari suit. The Mess Dress of the corps is also worn by SSO instead of Staff Corps Mess Dress. General Staff Officers (GSO) performing corps appointments may wear the Staff Corps Mess Dress if preferred. It is worn without corps embellishments.

### UNIFORM

#### Orders of dress

**1.3 General duty and ceremonial dress.** The orders of general duty dress and ceremonial dress worn by senior officers are the same as those contained in *Army Standing Orders for Dress*, volume 1, chapter 5—'Orders of dress', except that gorget patches are worn in lieu of collar badges and 'AUSTRALIA' titles are worn in lieu of corps shoulder titles by senior officers not in corps appointments.

**1.4** General officers wear Ceremonial Service Dress General Officer (SO4), as shown in [table 1–5](#) to this chapter, when Ceremonial Parade Service Dress (1A) is appropriate or ordered (or at any time a sword is worn with Service Dress).

**1.5 Ceremonial Patrol Blue, Patrol Blue (Summer) and Patrol White.** Ceremonial Patrol Blue, Patrol Blue (Summer) and Patrol White are only worn by officers of the rank of Brigadier and above, special appointments and other selected personnel detailed in [paragraph 1.2](#) and [paragraph 1.3](#). Tables giving details of these orders of dress for senior officers are contained in this chapter. For Special Appointments refer to part 2, [chapter 2—'Special appointments/selected personnel'](#).

**1.6 Mess Dress, Mess Dress White Jacket and Mess Dress White Shirt.** Mess Dress, Mess Dress White Jacket and Mess Dress White Shirt are described in part 2, [chapter 3—'Mess Dress'](#). This chapter includes the design of Staff Corps Mess Dress, the wearing of all forms of mess dress and the positioning of embellishments on orders of mess dress.

**1.7** An officer of the rank of colonel and above is to wear Staff Corps Mess Dress with the following exceptions:

- a. Initially on promotion to Colonel, an officer may continue to wear the Mess Dress of the officer's previous allotted corps. The uniform is worn without corps collar badges, but with corps buttons, badges of rank, embellishments and corps shoulder straps.
- b. A senior GSO in a corps appointment may wear either a corps Mess Dress with all corps embellishments or Staff Corps Mess Dress which is worn without any corps embellishment.
- c. SSO and Chaplains continue to wear the Mess Dress of their corps or department. The Mess dress worn by senior SSO officers has the shoulder straps edged with gold lace as for Staff Corps Mess Dress and bullion badges of rank are worn.

## ITEMS OF DRESS AND EMBELLISHMENTS

### Headdress


**1.8 General duty dress.** In general duty orders of dress senior officers may wear either the Hat KFF, Service cap or Army beret. Only those senior officers in corps appointments have approval to wear a special to corps beret.

**1.9 Ceremonial dress.** When on parade in Ceremonial Service Dress, Ceremonial Parade Dress or Ceremonial Safari Suit, the Hat KFF is to be worn, except that special to corps/regiment berets may be worn on parades which involve entitled units within unit areas. When not on parade the Hat KFF is worn by all senior officers with ceremonial dress except those senior officers in corps appointments of corps having special to corps beret who may wear that beret in ceremonial dress.

**1.10 Ceremonial Patrol Blue/White.** The blue Service cap or special to corps beret (corps appointment only) is to be worn with these orders of dress.

### Hat, cap and beret badges

**1.11 General officer.** General officers (MAJGEN and above) wear a badge depicting the Royal Crest with crossed sword and baton within a wreath, made of gold embroidery with the blade of the sword in silver. On Service caps, the badge is affixed to a cap-band of an appropriate colour as indicated in [table 1-1](#). On the hat KFF the badge is worn centrally on the front of the puggaree. The badge is shown in [figure 1-1](#). The positioning of the badge is detailed in [paragraph 1.14](#)



**Figure 1-1: Hat/cap badge general officer**

**1.12 Senior officer.** Brigadiers and Colonels of Staff Corps not serving in corps appointments wear a badge depicting the Royal Crest, in gold embroidery. On Service caps the Royal Crest, or corps badge, as appropriate, is to be affixed to a cap-band of an appropriate colour as indicated in [table 1-1](#). On the Hat KFF the badge is worn centrally on the front of the puggaree. The badge is shown in [figure 1-2](#). The positioning of the badge is detailed in [paragraph 1.14](#)



**Figure 1-2: Hat/cap badge general staff officer, senior officer**

**1.13** On a beret, an officer of the rank of Colonel and above is to wear the appropriate badge positioned so that the badge is directly above the left eye when the beret is worn.


**1.14** General officer badges are positioned on headdress as follows:

- a. **Hat KFF:** centrally on the puggaree with the lower edge of the badge level with the lower edge of the puggaree.
- b. **Service caps:** centrally on the front of the cap with the lower edge of the badge 1 cm above the chin strap.
- c. **Beret:** with the lower edge of the badge 5 mm above the top of the beret band.

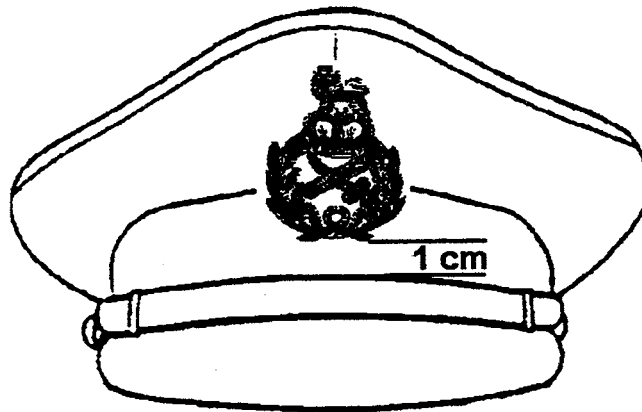
**1.15** Senior officer badges are positioned on headdress as follows:

- a. **Hat KFF:** centrally on the puggaree with the lower edge of the badge backing level with the lower edge of the puggaree.
- b. **Service caps:** centrally on the front of the cap with the lower edge of the badge (not the backing) 1 cm above the chin strap.
- c. **Beret:** with the lower edge of the badge backing on the top of the beret band.


These positions are shown in [figure 1-3](#) and [figure 1-4](#).



a. Hat KFF

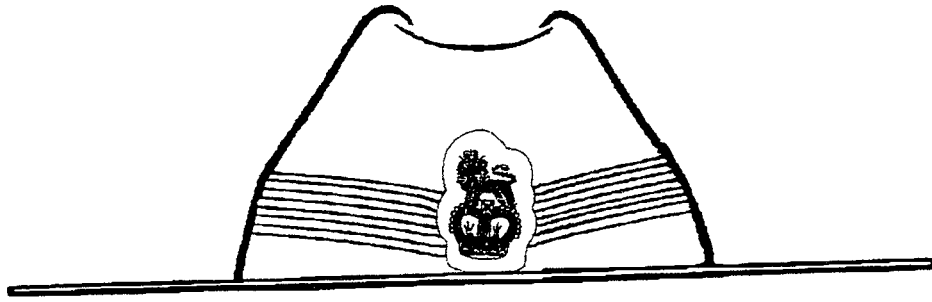


b. Service Cap

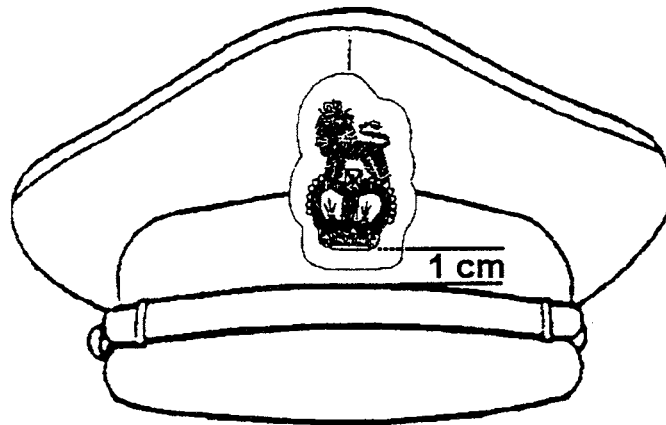


c. Beret

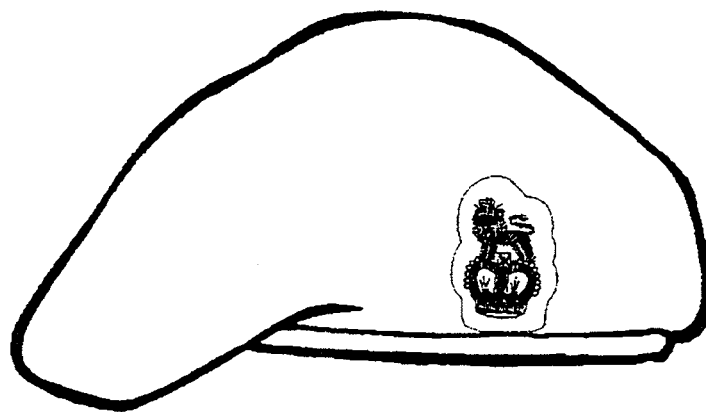
Figure 1-3: Positioning general officer badge on headdress



a. Hat KFF



b. Service Cap



c. Beret

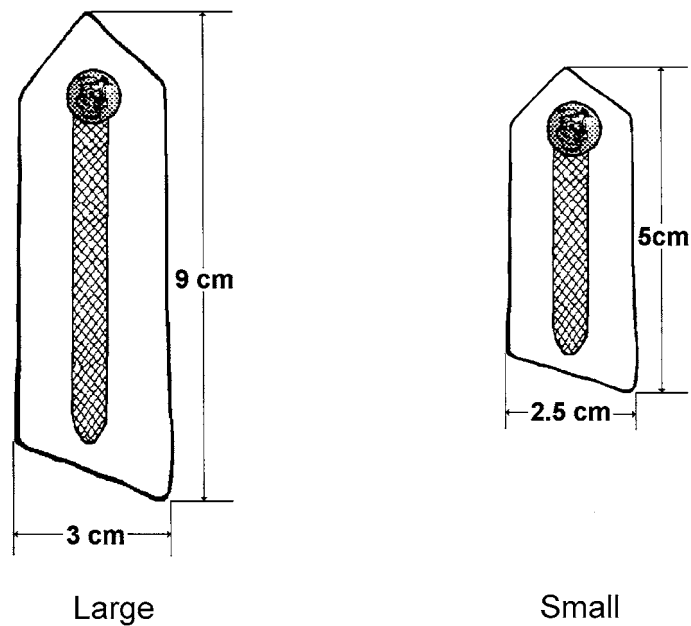
Figure 1-4: Positioning senior officer badge on headdress

### Gorget patches

**1.16** Gorget patches are worn on the collars of polyester shirts, jackets and coats by senior officers. They are produced in pairs and in two sizes:

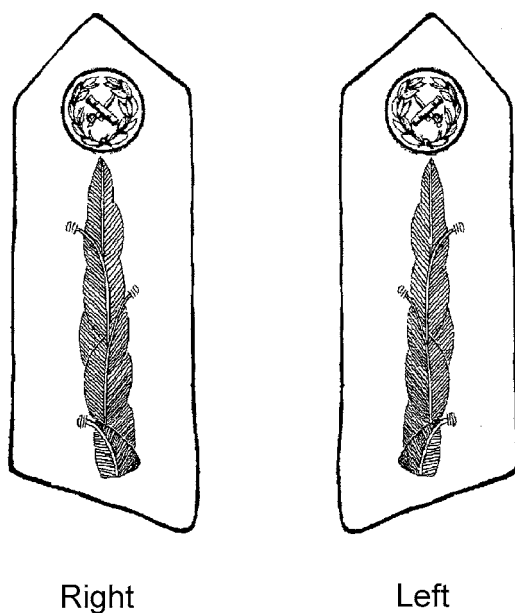
- a. **Large**—9 cm long by 3 cm wide, worn on the Service Dress, Utility Jacket and Patrol Blue/White coat.
- b. **Small**—5 cm long by 2.5 cm wide, worn on shirts and safari jacket.

These are shown in [figure 1-5](#).



**Figure 1-5: Finished dimension of gorget patches**

**1.17 Design.** The large gorget patches worn by general officers have a centre line of gold oakleaf embroidery. The patches are worn so that the side with two acorns faces outwards towards the shoulders as shown in [figure 1-6](#). The small size gorget patches have gold braid substituted for the oakleaf embroidery.



**Figure 1-6: Gorget patches—General Officer (shown facing the wearer)**

**1.18** The gorget patches worn by Brigadiers and Colonels have a central line of silk gimp, the same colour as the gorget patch, except that in the case of Royal Australian Army Nursing Corps (RAANC) the central line of silk gimp is silver.

**1.19** All gorget patches are triangular at the upper points. They are issued unfinished so that they may be shaped to fit individual garments. On coats and jackets they are to be shaped to fit the collar above the vee.

**1.20** The colour of cap bands and gorget patches are shown in [table 1-1](#).

Serial	Worn By	Colour
1	General officers, Brigadiers and Colonels (except as listed below)	scarlet
2	RAA Ch D	purple
3	RAAMC	dull cherry
4	RAADC	burnt orange

**Table 1-1: Colour of cap bands and gorget patches**

**1.21 Position of patches.** On Service Dress coat and Utility Jacket, large gorget patches are placed with the lower edge coincident with the upper edge of the vee and the outer edge coincident with the outer edge of the collar. On Patrol Blue/White coat, the gorget patches are placed with the edges parallel to and equidistant from the collar line, with the pointed end to the rear and the other end flush with the collar closure edge.

**1.22** On the safari jacket small patches are placed with the lower edge coincident with and centrally on the upper edge of the vee of the collar with the outer edge parallel to the outer edge of the collar.

**1.23** When the polyester shirt is worn as an outer garment or with a sweater in general duty or ceremonial orders of dress, gorget patches are attached by clips and positioned coincident with and centrally on the forward edge of the collar with the outer edge of the patch parallel to the outer edge of the collar. Gorget patches are worn in the same position on the Mess Dress White Shirt.

**1.24** On the safari jacket, gorget patches on clips may be worn in the same manner as shirts.

1.25 The position of gorget patches is shown in [figure 1-7](#).

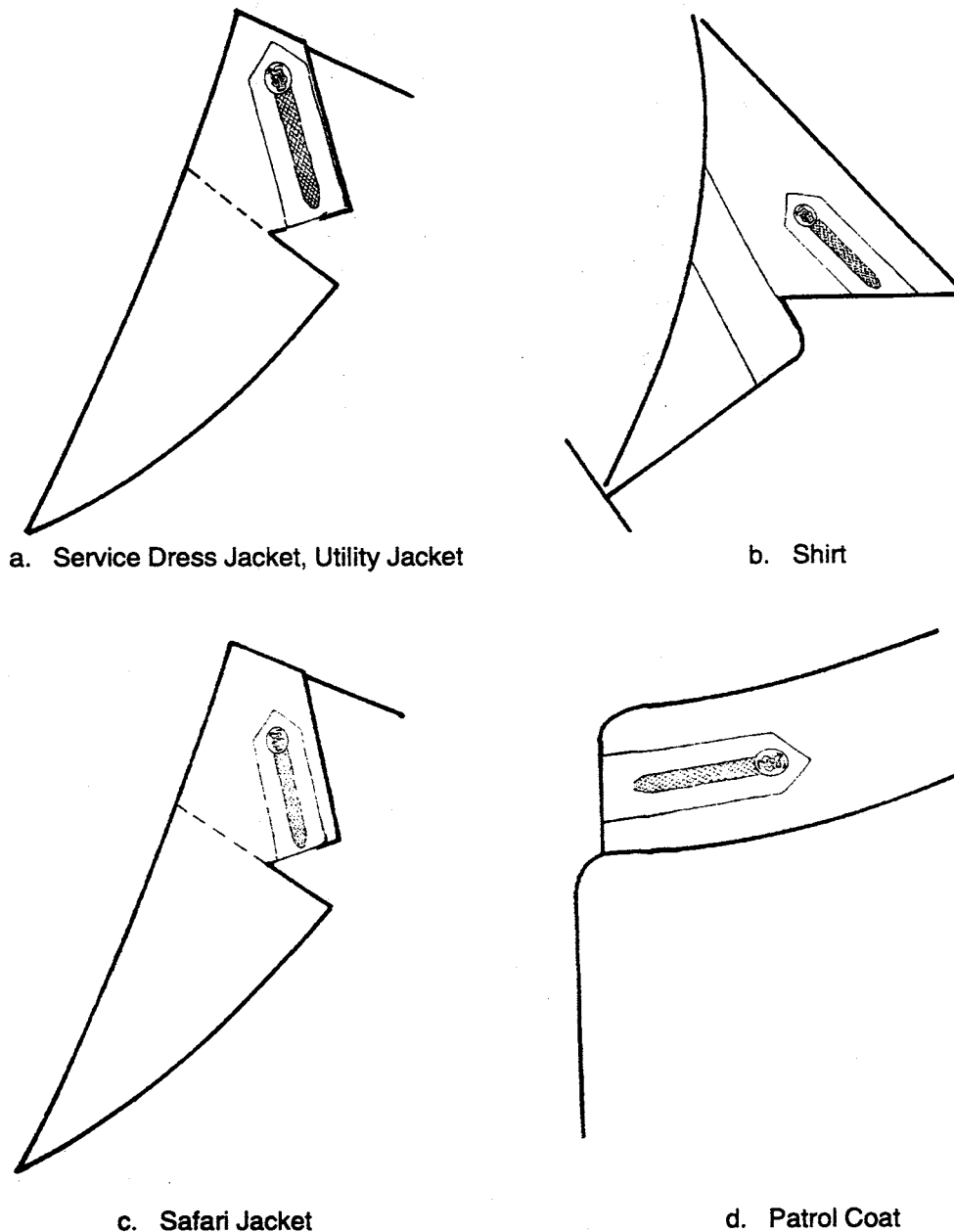


Figure 1-7: Position of Gorget patches on garments

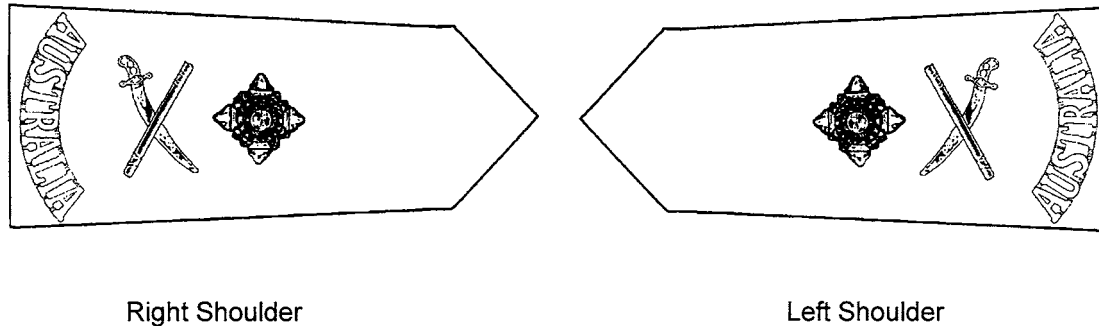
### Shoulder titles

1.26 Senior officers, other than those serving in corps appointments, are to wear metal 'AUSTRALIA' shoulder titles at all times, on all forms of general duty and ceremonial dress except when wearing embroidered rank slides. They are to be worn in accordance with the instruction contained in part 4, [chapter 1—'Australian Army Badge and titles'](#) of this volume.

1.27 On Patrol Blue/White Coat and Mess Dress jacket Senior officers may continue to wear embroidered gold bullion on blue 'AUSTRALIA' titles in lieu of metal (those in corps appointments of Royal Australian Armoured Corps, Australian Army Aviation Corps and RAANC wear silver bullion on blue) whilst available. Embroidered shoulder titles are worn on both sleeves. They are stitched with the midpoint of the upper edge of the title 2 cm below the midpoint of the sleeve head. Stitching is to be as inconspicuous as possible. The embroidered bullion Army Badge is not worn when embroidered shoulder titles are worn.

## Rank insignia

**1.28** Rank insignia for senior officers are shown in part 4, [chapter 3—‘Rank badges and insignia’](#) of this volume. Note that the crossed sword and baton insignia worn by General Officers are worn with the points of the swords facing the front as shown in [figure 1-8](#).



**Figure 1-8: Method of wearing crossed sword and baton insignia (shown facing the wearer)**

## Swords and other ceremonial accoutrements

**1.29** Swords, accessories and other ceremonial accoutrements worn by senior officers are listed below. The method of assembling and wearing sword equipment is detailed in part 3, [chapter 2—‘Accoutrements and embellishments’](#):

- a. General officers:
  - (1) ceremonial sword (Mameluke), with steel scabbard;
  - (2) waist sash general officer gold and crimson silk (5.5 cm wide), with two gold tassels;
  - (3) two red leather slings (2.5 cm wide), faced with special pattern gold lace (the front sling is 51 cm long and the rear sling 89 cm);
  - (4) gold and crimson sword knot with acorn;
  - (5) shoulder cords general officer (not worn with Ceremonial Service Dress); and
  - (6) waist belt with shoulder suspender, for use with ceremonial slung sword.
- b. Brigadier and special appointments:
  - (1) sword with steel scabbard;
  - (2) waist sash crimson silk (7 cm wide), with two tassels;
  - (3) two red leather gold embroidered sword slings (2.5 cm wide) (the front sling is 51 cm long and the rear sling 89 cm);
  - (4) gold embroidered crimson sword knot with gold acorn;
  - (5) shoulder cords; and
  - (6) waist belt with shoulder suspender, for use with ceremonial slung sword.

### Special orders of dress

1.30 The special orders of dress worn by senior officers are given in the following tables:

Dress Code	Dress Order Title	Table
SO1	Patrol Blue Senior Officer	1-2
SO2	Patrol Blue (Summer) Senior Officer	1-3
SO3	Patrol White Senior Officer	1-4
SO4	Ceremonial Service Dress General Officer	1-5
SO5	Staff Corps Mess Dress Senior Officer	1-6

#### Dress Order: Senior Officer One—Patrol Blue Senior Officer

1.31 Ceremonial Patrol Blue uniform is only worn by officers of the rank of Brigadier and above in winter. Patrol Blue uniform may be ordered as an alternative to Mess Dress for senior officers.

1.32 It consists of the following items of dress:

Serial	Items of Dress	Remarks
1	Aiguillette	Note <sup>(f)</sup>
2	Army Badge—embroidered on blue background	
3	Badge, Army Individual Readiness Notification	
4	Badges qualification—trade, parachutist, military skill	
5	Blue trouser	
6	Boots parade or shoes black	
7	Cap blue	
8	Emblems of unit awards and individual commendations	
9	Gloves white leather (kid)	
10	Nameplate	Note <sup>(a)</sup>
11	Orders, decorations and medals	Note <sup>(c)</sup>
12	Patrol Blue Coat with white detachable collar	
13	Decorations and medals	Note <sup>(d)</sup>
14	Shoulder cords with metal rank insignia	
15	Slacks blue	Servicewomen

Serial	Items of Dress	Remarks
17	Socks black	
18	Sword and sword accessories	Notes <sup>(c)</sup> and <sup>(e)</sup>
19	Waist sash	Note <sup>(b)</sup>

**Notes**

- (a) Not worn on parade.
- (b) General officers wear the gold and crimson silk waist sash. Brigadiers wear crimson silk waist sash.
- (c) Ceremonial only.
- (d) When worn as Mess Dress.
- (e) General officers wear Mameluke sword. Brigadiers wear steel scabbard and sword/sabre. A sword is not normally worn unless being received on parade or attending a ceremonial activity at which other spectators and guests would be wearing swords.
- (f) Worn by those entitled officers listed in part 3, chapter 2, [table 2-1](#).

**Table 1-2: Dress Order: Senior Officer One—Patrol Blue Senior Officer**

**Dress Order: Senior Officer Two—Patrol Blue (Summer) Senior Officer**

**1.33** Ceremonial Patrol Blue (Summer) uniform is only worn by officers of the rank of Brigadier and above in summer.

**1.34** It consists of the following items of dress:

Serial	Item of Dress	Remarks
1	Aiguillette	Note <sup>(e)</sup>
2	Army Badge—embroidered on white background	
3	‘AUSTRALIA’ shoulder titles—bullion on blue	
4	Badges qualification—trade, parachutist, military skill	
5	Boots parade/shoes black	
6	Cap blue	
7	Coat Patrol White	
8	Emblems of unit awards and individual commendations	
9	Gloves white leather (kid)	
10	Nameplate	Note <sup>(a)</sup>
11	Orders, decorations and medals	
12	Shoulder cords with metal rank insignia	
13	Socks black	
14	Sword and sword accessories	Notes <sup>(c)</sup> and <sup>(d)</sup>

Serial	Item of Dress	Remarks
15	Trousers blue	
16	Waist sash	Note <sup>(b)</sup>
17	Slacks blue	Servicewomen

**Notes**

- (a) Not worn on parade.
- (b) General officers wear the gold and crimson silk waist sash. Brigadiers wear crimson silk waist sash.
- (c) General officers wear Mameluke sword. Brigadiers wear steel scabbard and sword/sabre.
- (d) A sword is not normally worn unless being received on parade or attending a ceremonial activity at which other spectators and guests would be wearing swords.
- (e) Worn by those entitled officers listed in part 3, chapter 2, [table 2-1](#).

**Table 1-3: Dress Order: Senior Officer Two—Patrol Blue (Summer) Senior Officer**

**Dress Order: Senior Officer Three—Patrol White Senior Officer**

**1.35** This order of dress is only worn by officers of the rank of Brigadier and above in special appointments.

**1.36** It consists of the following items of dress:

Serial	Item of Dress	Remarks
1	Aiguillette	Note <sup>(f)</sup>
2	Army Badge—embroidered on white background	
3	'AUSTRALIA' shoulder titles—bullion on blue	No Army Badge
4	Badges qualification—trade, parachutist, military skill	
5	Cap blue	
6	Coat Patrol White	
7	Emblems of unit awards and individual commendations	
8	Gloves white leather (kid)	Note <sup>(a)</sup>
9	Nameplate	Note <sup>(g)</sup>
10	Orders decorations and medals	
11	Decorations and medals	Note <sup>(c)</sup>
12	Shoes white	
13	Shoulder cords with metal rank insignia	
14	Sword and sword accessories	Notes <sup>(d)</sup> and <sup>(e)</sup>
15	Trousers white	
16	Waist sash	Notes <sup>(a)</sup> and <sup>(b)</sup>
17	Slacks white	Servicewomen

**Notes**

- (a) Ceremonial dress only.
- (b) General officers wear gold and crimson silk waist sash. Brigadiers wear crimson silk waist sash.
- (c) Worn in general duty order.
- (d) Ceremonial dress only. A sword is not normally worn unless being received on parade or attending a ceremonial activity at which other spectators and guests would be wearing swords.
- (e) General officers wear Mameluke sword. Brigadiers wear steel scabbard and sword/sabre.
- (f) Worn by those entitled officers listed in part 3, chapter 2, [table 2-1](#).
- (g) Not worn on parade.

**Table 1-4: Dress Order: Senior Officer Three—Patrol White Senior Officer**

**Dress Order: Senior Officer Four—Ceremonial Service Dress General Officer**

**1.37** This is an order of ceremonial dress which is worn by officers of the rank of Major General and above.

**1.38** It consists of the following items of dress:

Serial	Item of Dress	Remarks
1	Aiguillette	Note <sup>(b)</sup>
2	Army badge embroidered on khaki background	
3	'AUSTRALIA' shoulder titles, metal	
4	Badges qualification—trade, parachutist, military skill	
5	Belt Sam Browne	Notes <sup>(a)</sup> and <sup>(d)</sup>
6	Emblems of unit awards and individual commendations	
7	Hat KFF	Brim up
8	Jacket Service dress	
9	Nameplate	Note <sup>(c)</sup>
10	Necktie khaki polyester	
11	Orders, decorations and medals	
12	Parade boots/shoes black	
13	Rank insignia, metal	
14	Shirt polyester—long sleeve	
15	Socks khaki	
16	Sword and accessories	Note <sup>(d)</sup>
17	Trousers Service dress	
18	Slacks Service dress	Servicewomen

**Notes**

- (a) When a sword is not carried the Sam Browne Belt is worn, unless Note (d) below applies.
- (b) Worn by entitled officers.

- (c) Not worn on parade.  
(d) The CA may order the wearing of sword mameluke from time to time.

**Table 1-5: Dress Order: Senior Officer Four—Ceremonial Service Dress General Officer**

**Dress Order: Senior Officer Five—Staff Corps Mess Dress Senior Officer**

**1.39** This is the order of Mess Dress worn by senior officers who are members of Staff Corps.

**1.40** It consists of the following items of dress:

Serial	Item of Dress	Remarks
1	Aiguillette	Note <sup>(c)</sup>
2	Army Badge—bullion embroidered on blue background	
3	'AUSTRALIA' shoulder titles —Bullion on blue	No Army Badge
4	Badges qualification—trade, parachutist, military skill	Note <sup>(b)</sup>
5	Bow tie black	
6	Jacket white	
7	Miniature emblems of unit awards and individual commendations	
8	Miniatures of decorations and medals	
9	Neck badges of orders	
10	Rank insignia, bullion	
11	Shirt white marcella front	
12	Shoes black/parade boots	
13	Shoes court black	Note <sup>(a)</sup>
14	Skirt blue	Note <sup>(a)</sup>
15	Socks black	
16	Stockings/pantihose black	Note <sup>(a)</sup>
17	Studs shirt, gold	
18	Trousers blue	
19	Waistcoat	
20	Slacks blue	Servicewomen <sup>(d)</sup>

**Notes**

- (a) Additional Note for Females: the normal dress requirements for jewellery and hair apply when wearing mess orders of dress.  
(b) Miniature bullion insignia purchased by individuals may be worn as an optional item.  
(c) Worn by entitled officers.  
(d) Servicewomen may purchase slacks blue and wear them at Regimental functions in lieu of skirt blue. Servicewomen are to wear the skirt blue at mixed functions or when attending functions at which female members of the public have been invited.

**Table 1-6: Dress Order: Senior Officer Five—Staff Corps Mess Dress Senior Officer**